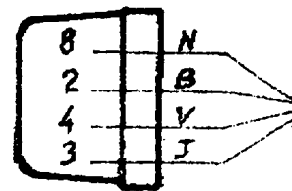
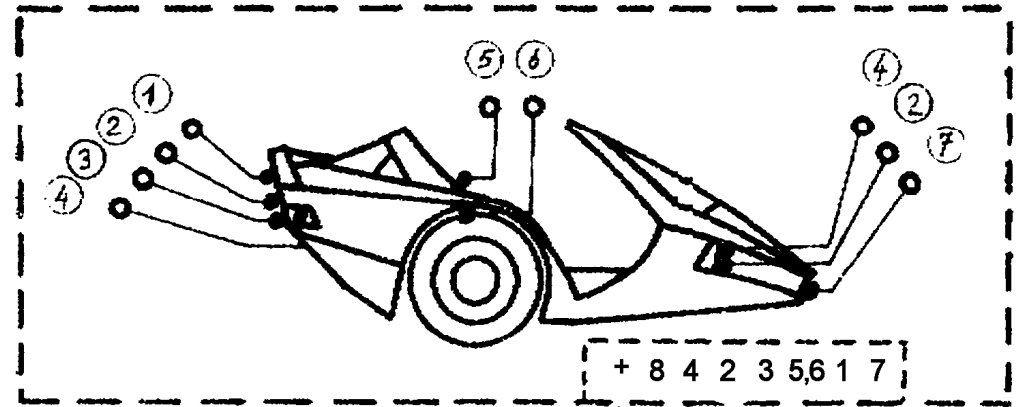


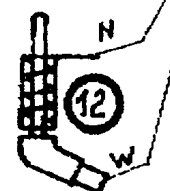
SCHEMA ELECTRIQUE MEGA

1. Kofferraumdeckel
2. Standlicht
3. Bremslicht
4. Blinker
5. Stoßdämpfer
6. Federbein
7. Nebelscheinwerfer
8. Masse
9. Zubehör

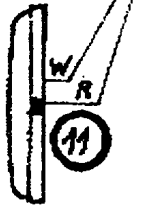
- N = schwarz
 R = rot
 V = grün
 J = gelb
 B = blau
 G = grau
 W = weiß
 M = braun



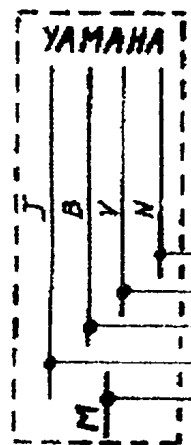
Rücklicht am Beiwagen




Kofferraumschalter



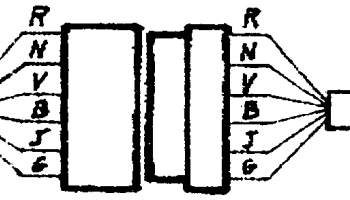
Kofferraumlicht



Yamaha Kabelbaum

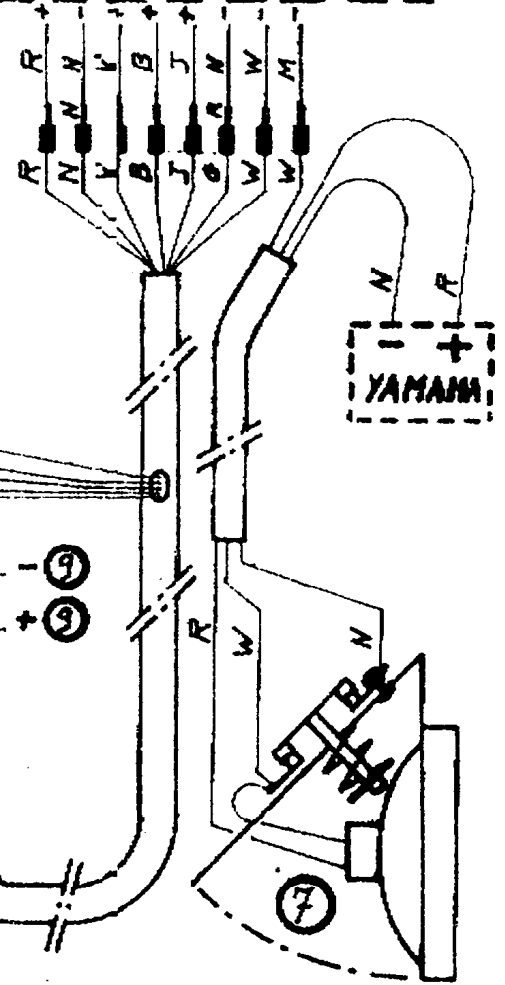
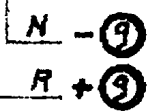
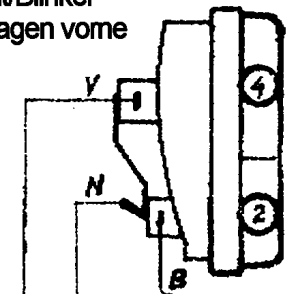


Stecker am Beiwagenfederbein



Stecker im Handschuhfach

Standlicht/Blinker am Beiwagen vorne



Nebelscheinwerfer